

# Use instructions

## GynoPrep®



### Liquid Based Cytology

The successful product in  
gynecological and extragynecological cytology

**FOR USE WITH THARMAC® *Cellspin*®  
AND  
SHANDON CYTOSPIN CYTOCENTRIFUGE!**

After arriving in the laboratory the vials need to be assigned with patient



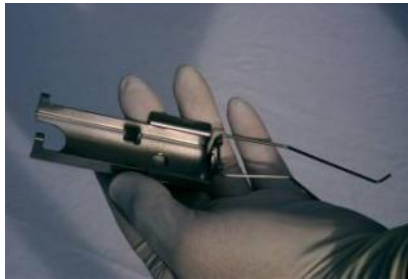
Label ECOslide with patient's data



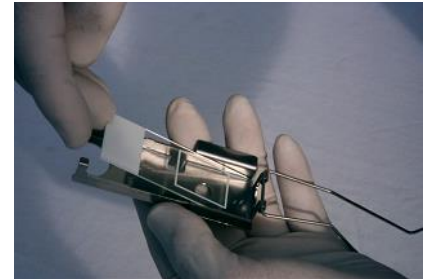
## Assembling of reusable ECOfunnel®-System

Identical proceeding by using Shandon Cytospin


1. Take the CellClip in one hand and open the springs




2. Insert ECOslide with patient's data up



3. Insert ECOseal



4. Insert ECOfunnel®



5. Close the CellClip, each spring one by one




**! Also available with disposable ECOfunnel® !**

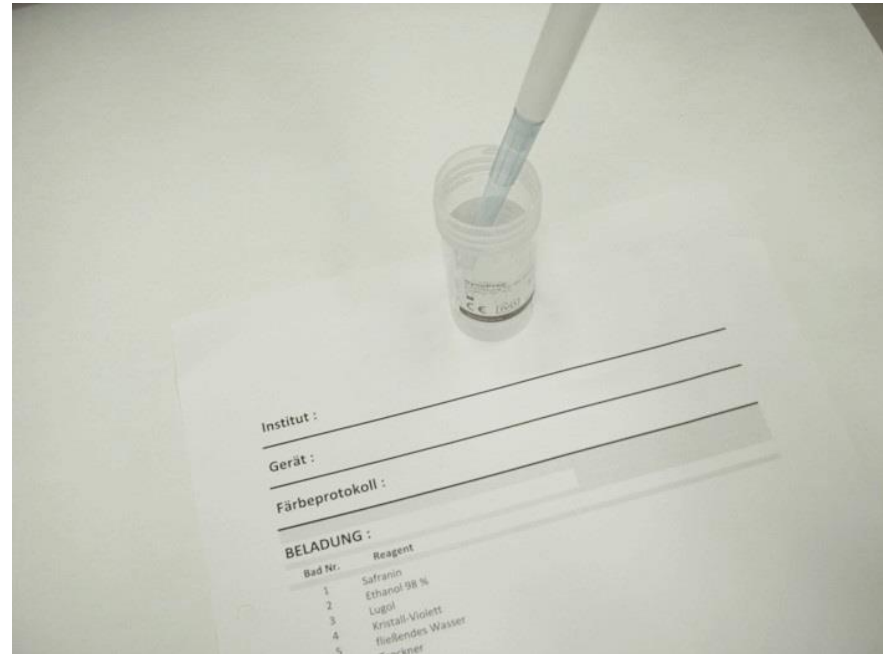
Shake vial



Insert ECOfunnel® system  
to the cytocentrifuge




Remove approx. 0.5 - 1 ml dispersion\*\* with a pipette from the vial



\*\*sufficient amount of cells according to report of Bethesda conference 2002 regarding cellularity



Pipette removed liquid into  
ECOfunnel® System





Close the lid of the  
cytocentrifuge

Adjust time and speed:  
1000 U/min 10 min.

Press Start



Remove ECOfunnel® system  
from the cytocentrifuge after  
centrifugation



Open ECOfunnel® System up  
side down


Fasten ECOslide with your  
finger

Attention: liquid can run out  
of funnel when opening!



Remove ECOfunnel® up  
side down

Take care that ECOslide  
is fixed with finger and  
ECOseal doesn't smudge  
cells



Decant liquid and put reusable  
ECOfunnel® into a disinfectant  
or dispose disposable  
ECOfunnel®




Remove the ECOslide  
together with ECOseal

Remove ECOseal carefully  
and dispose

When using disposable  
ECOfunnel® ECOseal is  
glued to the funnel,  
dispose disposable  
ECOfunnel®



Dry ECOslides and stain them as Papanicolaou.





## Further informationen:

### THARMAC GmbH

Hasselborner Straße 19-21

DE 35647 Waldsolms

Tel.: +49 – (0)6085 - 98 99 10

Fax: +49 – (0)6085 - 98 99 119

Email: [info@tharmac.de](mailto:info@tharmac.de)

[www.tharmac.de](http://www.tharmac.de)

## GynoPrep® Art-No.:

330-B: with Rovers Cervex-Brush® Combi,  
reusable ECOfunnel®

330-B-D: with Rovers Cervex-Brush® Combi,  
disposable ECOfunnel®

330-C: with PapCone,  
reusable ECOfunnel®

330-C-D: with PapCone,  
disposable ECOfunnel®

330-S: with Rovers Cervex-Brush® Combi,  
disposable ECOfunnel®,  
individually wrapped

And many, many more...